

ATHLETES

18,155	lessons taught
4,027	athlete participants
207	veterans served
94	diagnoses/disabilities served
4.5	lessons per participant

COMPETITION CENTER

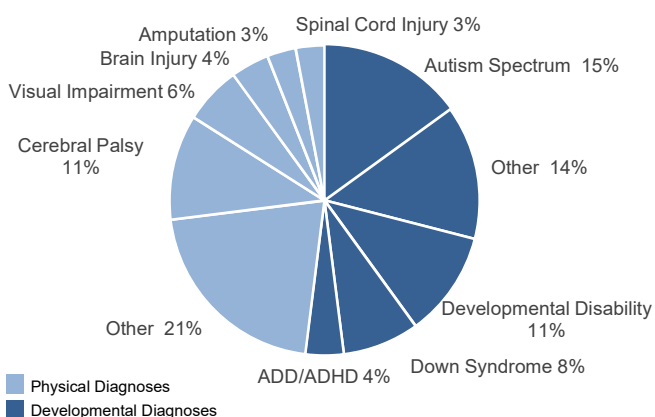
92	years of combined coaching experience	
54	athletes in the competition program	
9	countries train at the NSCD	
54	U.S. Events	64 Medals
24	National Team events	12 Medals
63	International events	7 Medals
19	Paralympic athletes	16 Medals

NSCD VOLUNTEERS

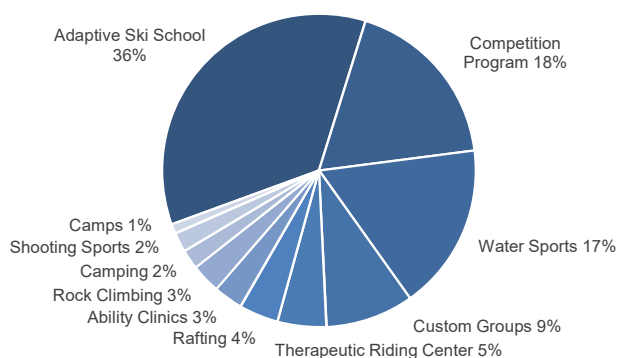
40,643	volunteer hours served	\$508K	salary savings to the NSCD
1,725	active volunteers	17	states from which volunteers travel

NSCD PARTICIPANTS AND PROGRAMS

NSCD Participant Diagnoses



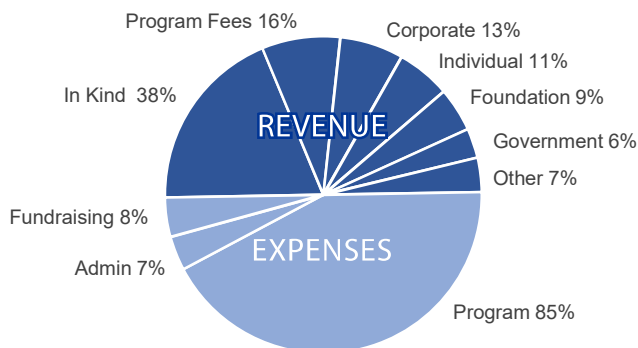
NSCD Lessons



NSCD Participant Demographics

GENDER		LOCATION	
Male	59%	Denver Metro Area*	83%
Female	41%	Grand County*	2%
AGE		Colorado (other)*	3%
Under 18	48%	Other US State	11%
18-24	18%	Outside US	1%
25-59	28%	*Colorado Total	88%
60+	5%		
INCOME			
Low Income	58%		
Not Low Income	42%		

SOURCES & USES OF INCOME



IMPACT

- 97% of participants are more likely to continue an active lifestyle
- 96% of participants experienced improved quality of life, confidence and self-esteem
- 94% of participants achieved their therapeutic goals
- 95% of participants learned or improved life skills
- 99% of participants had FUN!

